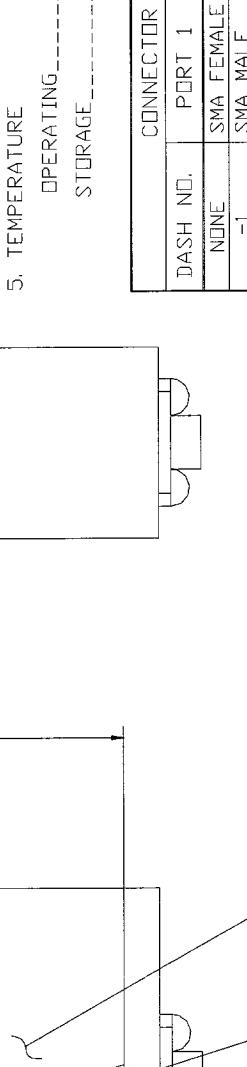




REVISIONS		
REV.	DESCRIPTION	DATE
NC	INITIAL RELEASE	



SMA FEMALE
2 PLCS

SMT LOGO LABEL
THIS SURFACE

#4-40 UNC-2B
X .20 DP MIN.
3 PLCS,
BOTH SIDES

SPECIFICATIONS

1. FREQUENCY RANGE----- .680 TO .870 GHZ
2. VSWR----- 1:22:1 MAX
3. ISOLATION----- 20 dB MIN
4. INSERTION LOSS----- 0.5 dB MAX
5. TEMPERATURE
 OPERATING----- 0° TO +50°C
 STORAGE----- 0° TO +50°C

CONNECTOR ORIENTATION			
DASH NO.	PORT 1	PORT 2	PORT 3
NONE	SMA FEMALE	SMA FEMALE	TERMINATED
-1	SMA MALE	SMA FEMALE	TERMINATED
-2	SMA FEMALE	SMA MALE	TERMINATED
-3	SMA MALE	SMA MALE	TERMINATED

NOTE: PART DRAWN IS SMI0709 WITH NO DASH NUMBER.

QTY	FSCM REQ. NO.	PART DR IDENTIFYING NO.	NOMENCLATURE OR DESCRIPTION	MATERIAL SPECIFICATION
PARTS LIST				
FRACTIONS DECIMALS ANGLES ± .XXX ±.02 .XXX ±.01		SIERRA MICROWAVE TECHNOLOGY		
MATERIAL		OUTLINE FOR SMI0709-X		
FINISH		SCALE		
NEXT ASSY		SHEET		
USED ON		DWG. NO.		
APPLICATION		REV.		
		205-2251-001		
		15/01/2002 09:40:35		